TIDE PREDICTIONS FOR CENTRE ISLAND

JULY - 2025 AUSTRALIAN CENTRAL STANDARD TIME

SUNDAY	MONDAY	TUESDAY	WEDNESDAY	THURSDAY	FRIDAY	SATURDAY
		1 0041 0.32 0759 1.86 1209 1.65 1743 2.15	**2** 0118 0.47 0831 1.87 1328 1.53 1838 1.99	**3** ◑ 0151 0.64 0902 1.92 1442 1.39 1936 1.77	**4** 0218 0.82 0933 1.97 1554 1.23 2056 1.56	**5** 0238 1.03 0958 2.01 1702 1.05 2245 1.43

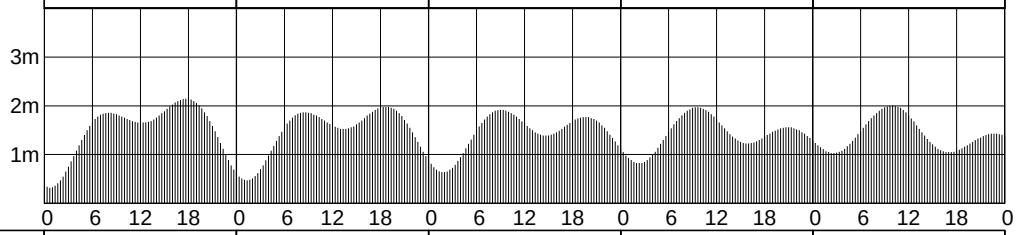

6 0246 1.23 1013 2.03 1758 0.86	**7** 1019 2.05 1842 0.67	**8** 1031 2.08 1923 0.49	**9** 1058 2.09 2006 0.36	**10** 1136 2.10 2051 0.27	**11** ○ 1226 2.11 2138 0.22	**12** 0523 1.85 0705 1.84 1321 2.13 2224 0.21

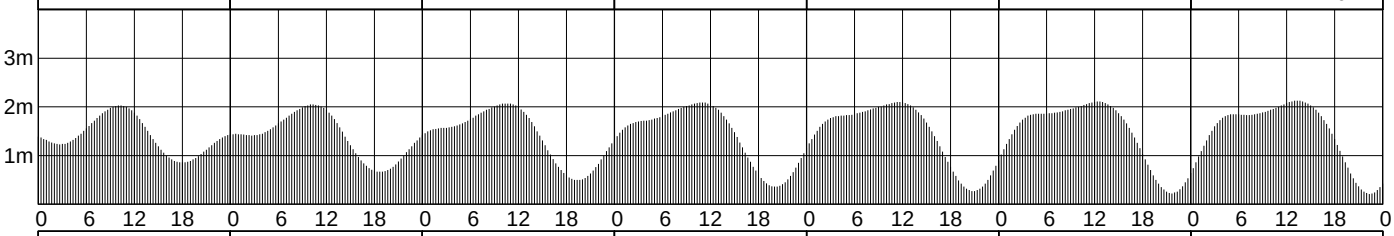

13 0553 1.81 0800 1.77 1417 2.16 2306 0.23	**14** 1512 2.19 2343 0.26	**15** 0654 1.73 0954 1.62 1602 2.18	**16** 0016 0.33 0722 1.74 1107 1.53 1651 2.12	**17** 0045 0.43 0745 1.78 1223 1.40 1745 1.99	**18** ◐ 0111 0.59 0804 1.85 1337 1.22 1851 1.81	**19** 0137 0.81 0822 1.94 1449 0.99 2020 1.63

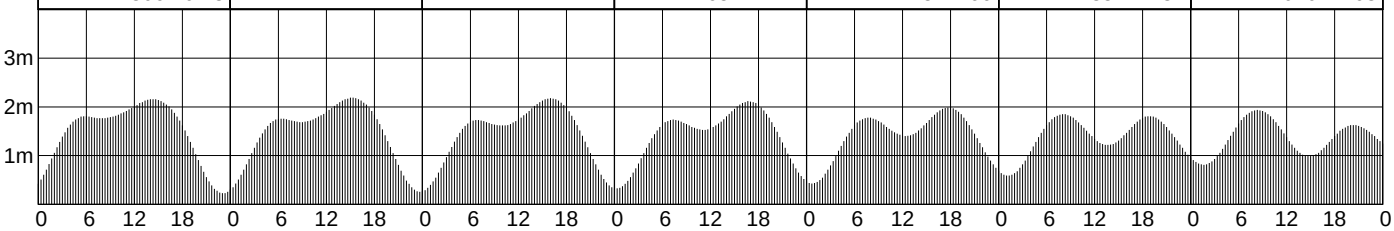

20 0157 1.09 0840 2.03 1601 0.73 2230 1.55	**21** 0209 1.38 0900 2.12 1713 0.50	**22** 0924 2.20 1824 0.31	**23** 0959 2.25 1930 0.17	**24** 1051 2.29 2030 0.11	**25** ● 1200 2.30 2124 0.10	**26** 0559 1.93 0616 1.93 1319 2.31 2213 0.15

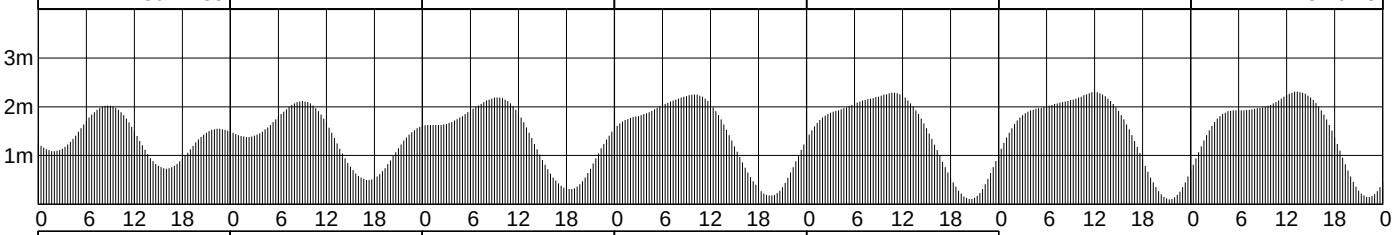

27 0550 1.88 0834 1.81 1441 2.32 2256 0.24	**28** 0610 1.84 0946 1.66 1549 2.30 2332 0.36	**29** 0631 1.83 1049 1.53 1641 2.22	**30** 0002 0.50 0652 1.87 1149 1.41 1726 2.07	**31** 0028 0.66 0716 1.93 1247 1.29 1811 1.88

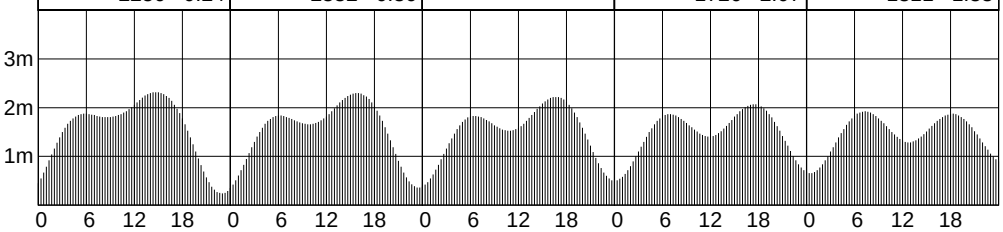

© **Copyright:** Commonwealth of Australia 2023, Bureau of Meteorology

Disclaimer: These tide predictions are supplied in good faith and believed to be correct.
No warranty is given in respect to errors, omissions, or suitability for any purpose.